

Breast Cancer Facts & Figures

The National Breast Cancer Coalition (NBCC) is a grassroots organization dedicated to ending breast cancer through action and advocacy. Following are a few statistics that speak to the need to end this deadly disease.

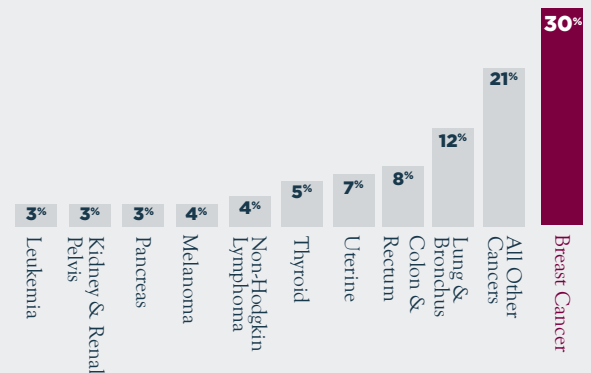
Incidence

Estimated chance that a woman in the U.S. develops invasive breast cancer, according to the National Cancer Institute:

in 2016 **12.4%**
 in 1975 **9.09%**

(SEER, 2016)

Excluding basal cell and squamous cell skin cancers, **breast cancer is the most commonly diagnosed cancer among women in the U.S.** (ACS, 2017)



Incidence Rates

From 2004–2013, breast cancer incidence rates **remained stable in white women and increased by 2% per year among women other than white or black and by 0.5% per year in black women.** (SEER, 2016)

New Cases

In 2017, it is estimated that **252,710 new cases of invasive breast cancer** will be diagnosed among U.S. women and approximately 2,470 new cases among U.S. men. In addition to invasive cancers, **63,410 new cases of in situ breast cancer** will be diagnosed among women in the U.S. in 2017. (ACS, 2017)

History

In 2016, in the United States there were approximately **3,560,570 women alive who have a history of breast cancer.** (ACS, 2016–2017)

Mortality

More than **1,400 Women will die each day** from breast cancer.

This year, we will **lose more than 522,000 women** worldwide to breast cancer.

(GloboCan, 2012)

Breast cancer is the second leading cause of cancer death for women in the United States, after lung cancer. Approximately 40,610 women and 460 men will die from the disease in 2017. (ACS, 2017)

Overall mortality from breast cancer has decreased in both younger and older women, although since 2007, mortality has been level among women younger than 50.

(ACS, 2015–2016)

Between 1990 and 2013, the cancer **mortality has been declining on average by 1.9% annually.** (SEER, 2016)

Racial Disparities



Black women are more likely to die of breast cancer than white women.

Breast cancer mortality is 40% higher among black women compared with white women.

(MMWR, 2016)

Risk Factors

All women are at risk for breast cancer. Only 5-10% of those with breast cancer have inherited a mutation in the known breast cancer genes (BRCA1 and BRCA2) and 90-95% of breast cancer cases do not involve these inherited mutations. (ACS, 2015-2016)

Factors Factors that increase a woman's risk of breast cancer include:

Older Age	Nulliparity (Having No Children)
Family History of Breast or Ovarian Cancer	Use of Combined Postmenopausal Hormone Replacement Therapy (HRT)
Breast Density	Postmenopausal Obesity
Genetic Factors	Alcohol Consumption
Ionizing Radiation	Older than 30 Years of Age at First Full-Term Pregnancy

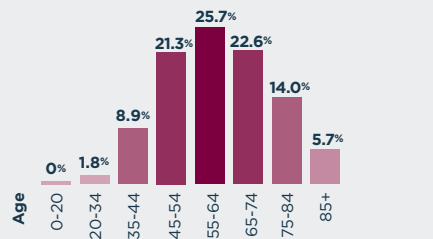
(ACS, 2016)

Racial Disparities

The impact of some risk factors may vary for different races. According to results of the 4-Corners Breast Cancer Study, Hispanic women with breast cancer were more likely than white women with breast cancer to have characteristics associated with a lower risk of breast cancer, such as younger age at first birth, having more children, less hormone use, and less alcohol consumption. (Hines et al, 2010)

Age

Older women are much more likely to get breast cancer than younger women. From 2009-2013, **the median age for a breast cancer diagnosis was 62 years of age.** (SEER, 2016)



Factors that decrease a woman's risk of breast cancer include:

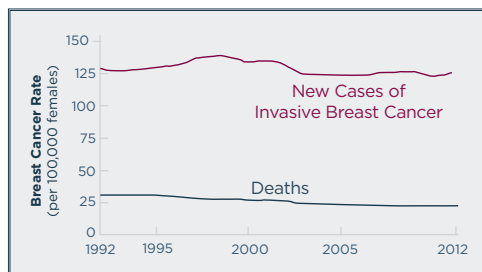
Physical Activity / Exercise

Breast-Feeding

(ACS, 2016)

Screening

Mammography screening does not prevent or cure breast cancer. It may detect the disease before symptoms occur. It has not led to a significant decline in the incidence of late stage disease. It may also lead to over diagnosis and over treatment. (Bleyer and Welch, 2012)



Overdiagnosis of breast cancer from mammography screening means many women become breast cancer patients and survivors and yet **there has been a relatively small impact on the number of women dying from breast cancer.** (HG Welch, JNCI 2010)

Treatment

The current methods of treatment in use in the US are:



Surgery (Mastectomy & Lumpectomy)



Chemotherapy



Radiation



Hormonal Therapy



Targeted Therapy

(ACS, 2016)

The diagnosis of ductal carcinoma in situ (DCIS) was relatively rare before the early 1980s and the widespread use of mammography. Today, approximately **one woman is diagnosed with DCIS for every four women diagnosed with invasive breast cancer.*** Mammography screening has led to a dramatic increase in the incidence DCIS, which has increased 800% from before widespread mammography started (early 70s) to three decades later whereas **the incidence of distant disease (metastatic) changed 0%.****

* (Allegra et al, 2010) ** (Bleyer and Welch, 2012)